

# Western Nevada College

# Quick Facts

as of October 15, 2019



ESTABLISHED  
1971



**3702** Total Students Fall 2019

More than **4400** Students Annually

**65%**

Fall to Fall  
Retention  
Rate

**95%**

Job Placement  
Rate

**29%**

Graduation  
Rate  
Fall 2015

**70%**

Transfer Rate

**290** students receive  
**SCHOLARSHIPS** from  
the WNC Foundation each year

## DEGREES/CERTIFICATES

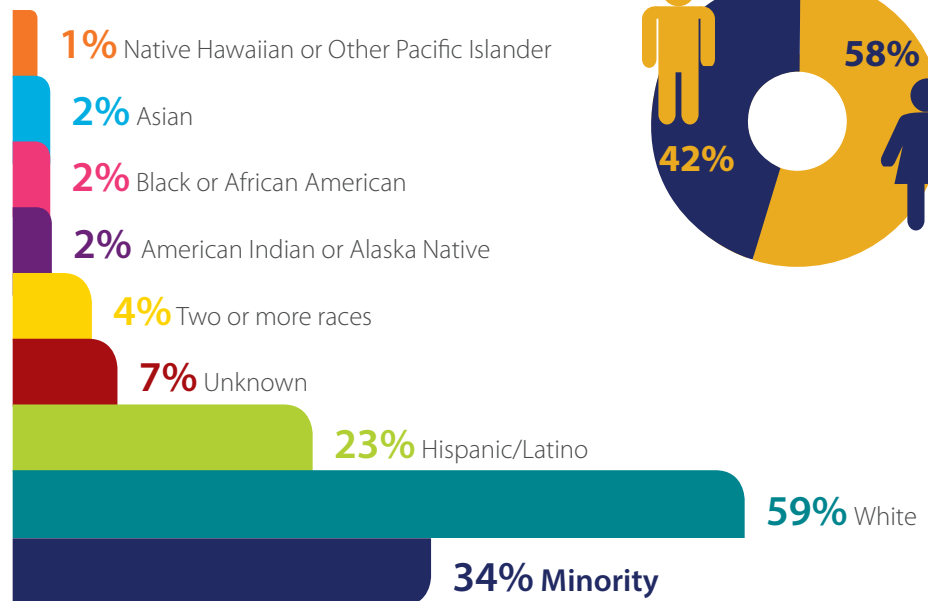
Bachelor of Applied Science  
Associate of Arts  
Associate of Science  
Associate of Business  
Associate of General Studies  
Associate of Applied Science  
Certificate of Achievement  
Industry Certification

## AREAS OF STUDY

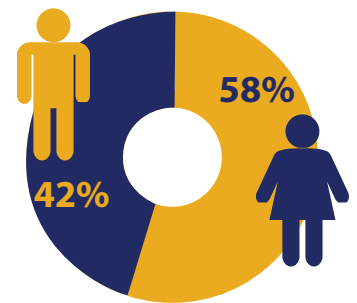
Advanced Manufacturing  
Automotive Technology  
Business/Accounting  
Computer Information Technology  
Construction Management  
Criminal Justice  
Deaf Studies  
Early Childhood Education  
Education  
Graphic Design  
Machine Tool Technology  
Nursing/Allied Health  
Welding

## STUDENT DEMOGRAPHICS

### ETHNICITY



### GENDER



## 67% PART-TIME



**33% FULL-TIME**

### STUDENT AGE



AVERAGE AGE OF STUDENTS **25.8** YEARS OLD

AVERAGE CLASS SIZE **18** STUDENTS

**612**

Bachelor's and  
Associates degrees  
awarded

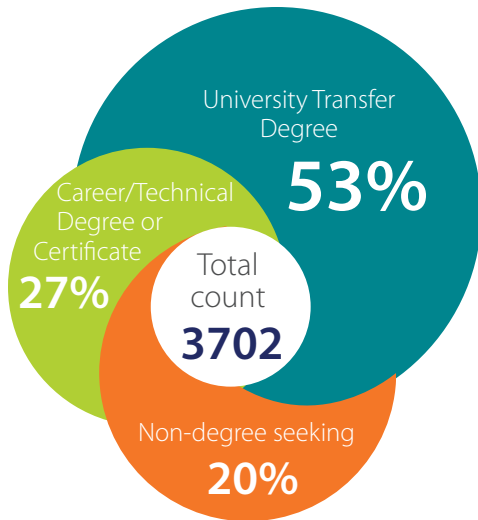


**2018-19**

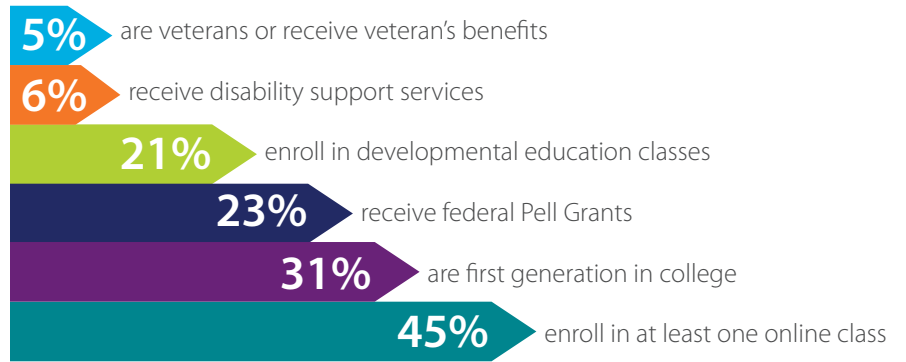
**460**

Certificates of  
Achievement and  
Industry Skills  
Certifications awarded

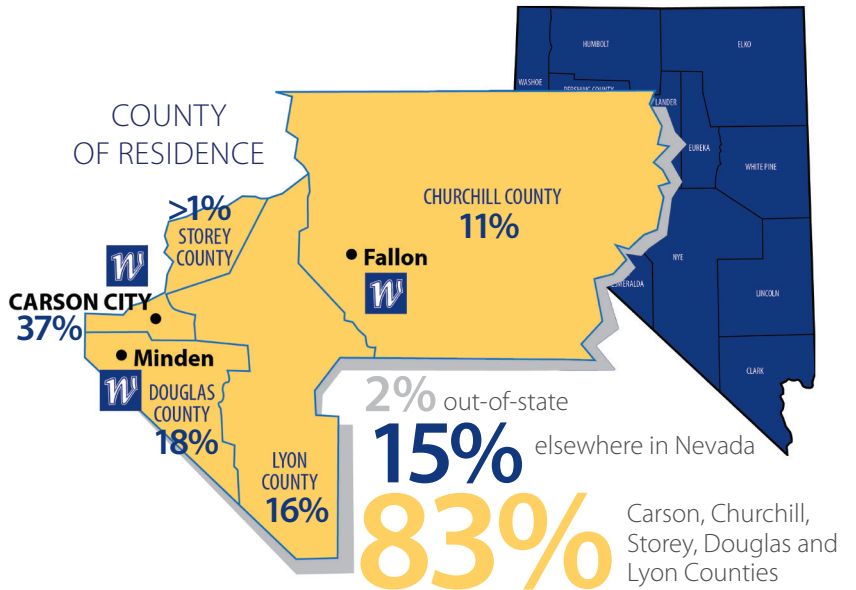
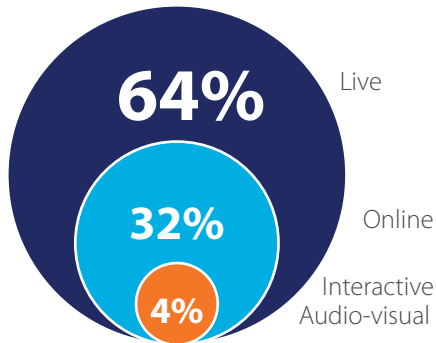
## EDUCATIONAL GOAL



## SPECIAL POPULATIONS



## MODE OF INSTRUCTION



## ENROLLMENT BY CLASS LOCATION

